

Art

Year Two



Paul Jackson Pollock

dripping	throwing
pouring	paint
abstract art	automation
acrylic	canvas
emotions	expression
express	action painting
artist	colour
pattern	texture
shape	form
space	

By the end of this unit, you will have experimented with the techniques of Jackson Pollock

Important information



In this unit, meet the artist Jackson Pollock, famous for making splashy, drippy, messy paintings.

Jackson Pollock was an American artist. He is considered a master of modern art. Pollock is

best known for the “drip” technique he used to create his major paintings. Rather than using a brush, he poured or dripped paint onto canvases. The result was abstract paintings. They expressed emotions rather than presenting a recognisable image.

Paul Jackson Pollock was born on January 28, 1912, in Cody, Wyoming. He grew up in Arizona and California. In 1928 he enrolled in an arts high school in Los Angeles, California. Pollock met a teacher there who trained him in drawing and painting and introduced him to trends of European modern art.

In 1930 Pollock moved to New York City to study art. It was at this time that he dropped Paul as his first name and began using Jackson. Pollock enrolled at the Art Students League, where he studied for over two years.

Pollock received a contract with a famous art gallery in 1943. His first one-man show was held that year. His painting continued to evolve during the next few years. Pollock married Lee Krasner, also a painter, in 1945. He continued to have one-man shows of his paintings nearly every year into the early 1950s.




Pollock first used the process of pouring or dripping paint onto a flat canvas in 1947. These drips and pours formed complex patterns that expressed his feelings and personality. Pollock's style is also known as action painting.



Art

Year Two

By the end of this unit, you will have experimented with the techniques of Jackson Pollock

	<u>Learning Objective</u>	<u>Lesson</u>	<u>What will you learn</u>	<u>Learning Review</u>
Who was Jackson Pollock?	Record and explore ideas from first-hand Observation Describe the work of a notable artist or designer- Jackson Pollock	1	Who was Jackson Pollock? Compile a class list of facts about Pollock. Pick an image that you like and explain your thoughts. 	Write three things that you can remember about Jackson Pollock.
How did Pollock create his artwork?	<u>To say how I think an artist created their Artwork</u> To learn about the work of a range of artists, craft makers and designers, describing the differences and similarities between different practices and disciplines	2	Look at a range of Pollock's work. Decide on your favourite art piece. What do you think it shows? What title would you give it? 	Write three words or phrases to describe Pollock's art work.
What is automated art?	To develop a wide range of art and design techniques in using colour, pattern, texture, line, shape, form and space;	3	Automated art- taking your pencil for a walk  Roll a marble around in a shoe box with paint.	Write three words to describe your art work from session 3.
How can I show my emotions through art?	To use drawing, painting and sculpture to develop and share their ideas, experiences and imagination	4	How are you feeling today? You will use the paint dripping technique to create an abstract art piece. Think about colour choices.	What emotions does your art work show?
What does my artwork show?	Describe the differences and similarities between different practices and disciplines, and make links to my own work. Evaluate art work.	5	Describe the techniques that were used. Write a piece about your finished art work.	What can you remember about Jackson Pollock? What have you enjoyed about this Art unit?